



Document Manager












- High productivity and reliable performance for fast and efficient Black-and-White document output.
- Latest Toshiba e-BRIDGE technology at 55/65/75/85 pages per minute for intuitive ease-of-use and outstanding quality in print, scan, copy and fax.
- High-end finishing including 100-sheet stapling, booklet-folding and post-inserting of pre-printed sheets.
- The e-STUDIO855 series combines eco-friendliness with cost effectiveness by using an internal toner recycling system and reduced power consumption in sleep mode – only 1 watt power is used.

e-STUDIO555
e-STUDIO655
e-STUDIO755
e-STUDIO855



SAP® Printer Vendor Solution



   			     					
General			Print & Copy Speed 55/65/75/85 ppm (A4), 34/37/40/43 ppm (A3) Warm-up Time Approx. 130 seconds Paper Size & Weight Cassettes and Bypass: A5R-A3, 64-209 g/m ² Paper Capacity Tandem Large Capacity Feeder and optional Large Capacity Feeder: A4, 64-209 g/m ² 2 x 500 sheets (Cassettes), 2,500 sheets A4 (Tandem Large Capacity Feeder), 100 sheets (Bypass) Automatic Duplex Maximum: 7,600 sheets Controller Type A5R-A3, 64-209 g/m ² Control Panel Toshiba e-BRIDGE Memory 8.5" colour touch panel LCD Interface 60 GB HDD / 1 GB RAM 10/100BaseT (incl. IPv6), High Speed USB 2.0, WLAN* (IEEE802.11b/g), Bluetooth* Dimensions & Weight 698 x 789 x 1,176 mm (W x D x H), ~ 202 kg			OPTIONS MULTI-STAPLE FINISHER – MJ-1027 2 trays, 4,000 sheet capacity 50 sheet multi-position stapling 616 x 630 x 1,023 mm (W x D x H), ~ 43 kg SADDLE-STITCH FINISHER – MJ-1028 2 trays, 4,000 sheet capacity 50 sheets multi-position stapling Saddle-stitched booklets of up to 60 pages 616 x 630 x 1,023 mm (W x D x H), ~ 63 kg SADDLE-STITCH FINISHER – MJ-1029 2 trays, 4,000 sheet capacity 100 sheets multi-position stapling Saddle-stitched booklets of up to 60 pages 616 x 630 x 1,023 mm (W x D x H), ~ 66 kg HOLE PUNCH UNIT – MJ-6003 Option for Finisher MJ-1027/1028/1029 Available in 2-holes (E), 4-holes (F/S) 76 x 615 x 275 mm (W x D x H), ~ 5.4 kg INSERTER UNIT – MJ-7001 Option for Finisher MJ-1027/1028/1029 1 tray, 100 sheet capacity Sheet/Cover Insertion, Manual finishing A4-A3, 60-256 g/m ² 533 x 612 x 1,072 mm (W x D x H), ~ 20 kg LARGE CAPACITY FEEDER – MP-4004A 4,000 sheet capacity, A4, 64-209 g/m ² 327 x 604 x 617 mm (W x D x H), ~ 37 kg e-BRIDGE RE-RITE – GB-1280 OCR Server Software adding editable and text-searchable file formats to scan function OTHER OPTIONS FAX BOARD GD-1250EU E-BRIDGE ID-GATE KP-2004/KP-2005 WIRELESS LAN MODULE GN-1050 BLUETOOTH MODULE GN-2010 DATA OVERWRITE ENABLER GP-1070 META SCAN ENABLER GS-1010 WEB-SERVICES ENABLER GS-1020		
Print			Resolution Max. 2,400 x 600 dpi with smoothing Page Description Languages XPS, PCL6 and PostScript 3 compatible Supported Systems Windows 2000, Windows Vista/XP/Server 2008/Server 2003 (32/64 bit), Mac OS X, Linux/Unix, Novel NetWare, Citrix, SAP, AS/400					
Scan			Resolution Max. 600 x 600 dpi, mono, Greyscale (8 Bit) Scan Speed Max. 80 spm (300 dpi) Document Feeder Max. 100 sheets, A5R-A3, 35-209 g/m ² Scan Modes Text, Text/Photo, Photo, Greyscale File Formats Multi/Single Page TIFF/XPS/PDF, Secure PDF, Searchable PDF* (and other editable formats like DOC, XLS, RTF, TXT)*, JPEG (Greyscale only) Scan Functions Web Services Scan (pull/push), Scan to USB, Scan to E-Mail, Scan to File (SMB, FTP), Meta Scan*, Scan to Box (e-Filing), TWAIN1.7					
Copy			Resolution Max. 2,400 x 600 dpi with smoothing First Copy Approx. 4 seconds (e-STUDIO555/655) Zoom Approx. 3.5 seconds (e-STUDIO755/855) Copy Modes 25-400% (platen glass), 25-200% (RADF) Text, Text/Photo, Photo, Custom					
Fax*			Communication Super G3, G3 (opt. 2 nd line), Internet Fax T.37 Transmission Speed Approx. 3 seconds per page Compression JBIG, MMR, MR, MH Fax Memory TX 500 MB (HDD), RX 200 MB (HDD) Network-Fax Driver for Windows 2000, XP/Vista (32/64 bit) Incoming Fax Routing To shared folder (SMB, FTP), e-mail, e-Filing					
System & Security			Device Management e-BRIDGE Fleet Management System*, TopAccess remote administration and configuration System Features e-Filing document server for secure storage, document distribution and Print on Demand (1 public box, 200 user boxes), 12,060 One-touch templates for storage of personalised settings or workflows, Print from USB, e-BRIDGE Open Platform* Accounting & Security Role Based Access, LDAP support, 1,000 department codes & 10,000 user codes, card reader support*, private/hold print, standard data encryption, Data Overwrite Enabler*, IP and MAC address filter, port filter, support of SSL and IPSec* protocol, IEEE802.1x support, Scan to Secure PDF					
			* Optional Productivity and paper specifications are related to a paper size of A4 and a paper weight of 80 g/m ² if not otherwise mentioned.					

Technical data is subject to change without prior notice. All company and/or product names are trademarks and/or registered trademarks in their markets and/or countries. All rights reserved. We are constantly making efforts to deliver the latest status of data to our partners. Specifications for some models may change in the time between the production and the release of this documentation. Copyright © 2010 TOSHIBA TEC. DS555GBNE1002